




## 99-7610 DASH DISASSEMBLY

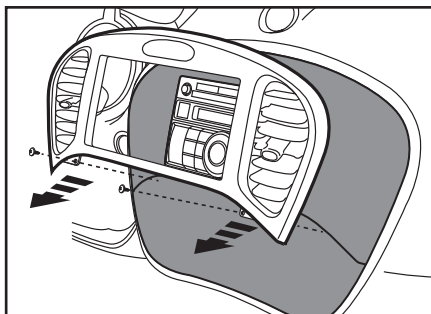
### 2011 NISSAN JUKE

1. Unclip and remove the climate control panel. (Figure A)
2. Remove (2) Phillips screws securing the radio trim panel. (Figure B)
3. Remove (4) Phillips screws securing radio, unplug and remove radio. (Figure C)

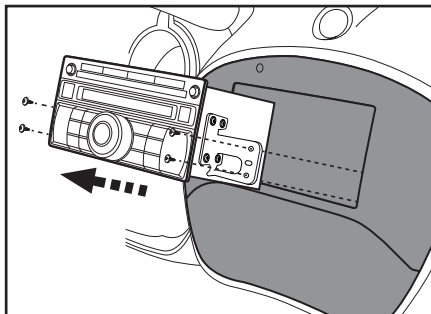
*Continue to kit assembly.*



*Figure A*



*Figure B*



*Figure C*